

Juvenile Justice and Crime Prevention Act

Riverside County Probation Department, California
Ms. Sharon Persall, Division Director

Program Evaluation through June 2004
Dr. Dale K. Sechrest
Dr. Pamela Schram
Dr. Gisela Bichler



Center for Criminal Justice Research

Department of Criminal Justice, California State University, San Bernardino
5500 University Parkway, San Bernardino, CA 92407-2397
PH: 909.880.5548 FAX: 880.7025 WEB: ccjr.csusb.edu

Center for Criminal Justice Research
CSUSB

Presentation Outline

1. Explain the June Report Contents
2. Summarize (program specific)
 - i. Program Activity
 - ii. Recommendations

Report Body

Description of data collection strategies and data analysis

- ✓ Youth Accountability Teams (YAT)
- ✓ Youth Courts
- ✓ Building Resources for the Intervention and Deterrence of Gang Engagement (BRIDGE)
- ✓ Police Action Counseling Teams (PACT)
- ✓ Youth Accountability Boards (YAB)

Recommendations (repeated)

Center for Criminal Justice Research
CSUSB

a. YAT (county wide)

Program Activity:

7,945 contacts Jul. 2001–June 2004
with 2,708 (34.9%) on contract

Of the 1,955 cases on whom assessment data were available:

Successfully closed = 52.7% of contracts

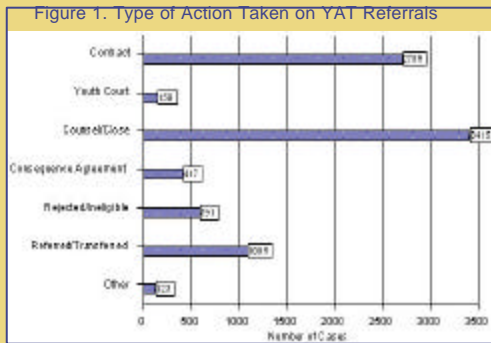
Unsuccessful = 22.1%

Remainder in progress, referred, other, no data
(191 cases) see Figure 4)

NOTE: See Figures 1–3 (pp.3-6)

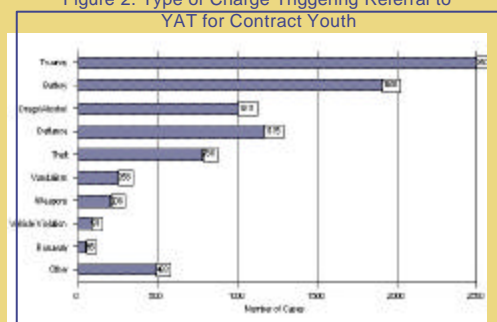
Center for Criminal Justice Research
CSUSB

Figure 1. Type of Action Taken on YAT Referrals



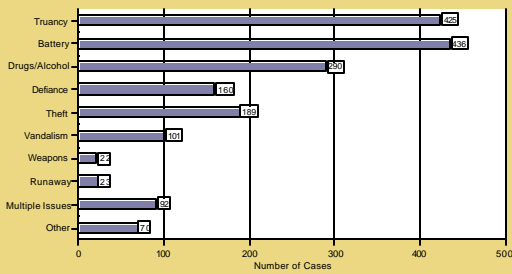
CSUSB

Figure 2. Type of Charge Triggering Referral to YAT for Contract Youth



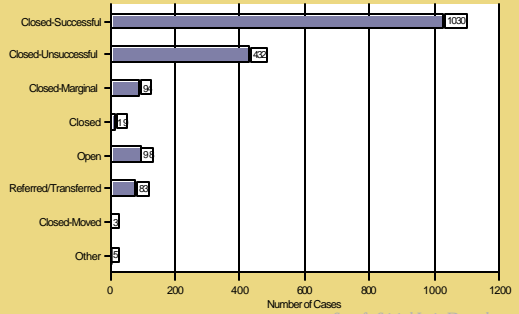
Center for Criminal Justice Research
CSUSB

Figure 3. Type of Charge of YAT Program Youth



Center for Criminal Justice Research
CSUSB

Figure 4. Disposition of Program Youth



Center for Criminal Justice Research
CSUSB

Programs are running well (site visits)

Few youth recidivated (Table 11, p. 22)

- 1,474 youth had 6 months follow-up data
- January 2005 report will explore if increases are excessive.

Cost FY 2003-04 about \$1,415 per contacted (includes contract cases)

NOTE: Figure based on 1,995 youth contacted; using total contracts only raises this figure substantially.

Center for Criminal Justice Research
CSUSB

Truancy

- Compares the mean number of days youth have been absent six months *prior* and six months *after* participating in YAT.
- Preliminary analysis* pre- and post-program truancy rates (mean of 3.82 days pre; 4.63 days post, respectively) found no significant differences ($t = -1.34, p = .31$).
 - It is important to emphasize, however, that this analysis is incomplete until such time that all truancy records are collected and analyzed.

Center for Criminal Justice Research
CSUSB

Attitudinal Measures Strong

- Support from home, family, neighbors, school (Table 3)
- Empowerment
 - Feel valued, useful, safe (Table 4)
- Expectations
 - Rules and consequences understood, responsible adults (Table 5)

Center for Criminal Justice Research
CSUSB

Table 3. Youth Asset Evaluation – Support

I can go to adults in my family for advice and support and we have good conversations about important matters. (N=732) $\chi^2=230.72, p < .001$

	Entry	Exit
Never	59 (8.1%)	36 (4.9%)
Sometimes	252 (34.4%)	186 (25.4%)
Usually	175 (23.9%)	207 (28.3%)
Always	246 (33.6%)	303 (41.4%)

Center for Criminal Justice Research
CSUSB

Support

$\chi^2=284.58, p < .001$

I have ___ adults other than my parents who I can go to for advice and support. (N=642)

	Entry	Exit
0 (no)	0 (0.0%)	0 (0.0%)
1	95 (14.8%)	62 (9.7%)
2	149 (23.2%)	112 (17.4%)
3	93 (14.5%)	119 (18.5%)
4	59 (9.2%)	76 (11.8%)
5	44 (6.9%)	41 (6.4%)
More than 5	202 (31.5%)	232 (36.1%)

Center for Criminal Justice Research
CSUSB

Other Support Items

- ❑ "My school is ___ a caring, encouraging place." On the entry forms, 140 (19.5 percent) youth responded "always"; on the exit form, this number increased to 156 (21.8 percent).
- ❑ Extremely safe at school: 12.6 percent – entry; 15.2 percent – exit

Center for Criminal Justice Research
CSUSB

Other Positive Attitudes

- ❑ Constructive use of time (Table 6)
 - For the item, "I go out 'with nothing special to do' no more than two nights each week," youths' responding "yes" increased from 289 (41.9 percent) on the entry form to 348 (50.5 percent) on the exit form.
 - "Neighbors let someone know when they see kids misbehave or in trouble," youth responding "always" increased from 160 (22.3 percent) to 180 (25.0 percent)

Center for Criminal Justice Research
CSUSB

- ❑ Commitment to Learning (Table 7)
 - "Doing well in school matters to me," 313 (42.4 percent) of the youth responded "every day" on their entry survey; on the exit survey, this number increased to 340 (46.1 percent).
- ❑ Positive values (Table 8)
 - Caring for others, telling the truth
 - One item: "I believe it is important for me not to have sex or to use alcohol or drugs," 489 (68.3 percent) youths responded "yes" on the entry form compared to 509 (71.1 percent) who responded "yes" on the exit form.

Center for Criminal Justice Research
CSUSB

- ❑ Positive identity; social competencies (Table 9)
 - Feel good about self, life has purpose, meaning; feel good about future
- ❑ "I am ___ at planning ahead and making decisions," entry and exit responses improved, especially in the categories of "okay" (478 – entry; 505 – exit) and "excellent" (85 – entry; 102 – exit).
- ❑ "I can resist negative peer pressure and risky situations." On the entry survey, 189 (27.2 percent) youths responded "always"; on the exit survey, this number increased to 241 (34.6 percent).

Center for Criminal Justice Research
CSUSB

Some typical comments from kids

- ❑ [YAT taught me] "To think twice about doing something that's going to get me in trouble."
- ❑ "Your program was most helpful to me in certain ways to stay positive and think before I'm going to do something that I know is wrong, made more responsible."

Center for Criminal Justice Research
CSUSB

More Comments . . .

- ❑ "Not being high for 4 months actually felt good."
- ❑ "Yeah, I lean a lot in insite classes. When they were talking about a lot of things I didn't know that now I know. [sic]"
- ❑ "I went to anger management and it helped."
- ❑ "The program throughout was a positive experience. Getting to know the adults that try and keep teenagers out of trouble."

Center for Criminal Justice Research
CSUSB

Process Evaluation

- ❑ Staff surveys given (n=23)
Done over a two year period.
- ❑ Figures 6 and 7 show work allocation and working relationships with staff
 - Interaction with youth is main task
 - Mostly very positive working relationships

Center for Criminal Justice Research
CSUSB

Geo-spatial analysis



- ❑ There are important patterns regarding mobility and activity patterns, and these may be related to program success.
- ❑ When integrated into the final assessment, this information will provide an opportunity to control for local conditions and factors that may lead to differential success rates between YAT sites.
- ❑ Local environmental conditions and the inability to escape neighborhood issues may adversely impact the level of contract completion.

Center for Criminal Justice Research
CSUSB

Youth Court



- ❑ July 1, 2003 to June 30, 2004 there were a total of 150 juveniles in Youth Court.
- ❑ They range in age from 11 to 18 years old with an average age of 15.4 years
- ❑ Of 131 youth, 86 (65.6%) successfully completed; 29 (22.1%) are still open; 2 (1.5%) were unsuccessful, and 14 (10.8%) were unsuccessful.

Center for Criminal Justice Research
CSUSB

Summary Statements

- ❑ The YAT program presents an efficient mechanism for influencing at-risk youth residing in a large county (7,000 square miles).
- ❑ It provides services to youths *before* serious delinquent behavior develops.
For example, the Desert YAT is now in all middle schools.

Center for Criminal Justice Research
CSUSB

Recommendations

1. The YAT program must continue.
2. Suggested enhancements:
 - Continue to expand the impact of YAT teams to younger juveniles.
 - Expand the Parent Project.
 - Continue use of outreach counselors.
 - Use geographic information to explore better ways of delivering services.
 - Develop web-based record management system.

Center for Criminal Justice Research
CSUSB

BRIDGE – City of Riverside



Center for Criminal Justice Research
CSUSB

b. BRIDGE (Riverside City)

Program Activity

Participation: July 2003-June 2004 (Table 26; p. 41)

- 43 enrolled, 40 contacted
- Age range 12 to 22
- many had minimal service from staff
- many youth served are not enrolled

Recidivism: looking at 180 days pre-post enrollment

Just 2002-03 data now available:

- 43 arrests pre program
- 59 post program

NOTE: data available on 30 individuals

Center for Criminal Justice Research
CSUSB

It is important to note that BRIDGE. . .

- engages with many Riverside youth who are not officially enrolled in the program, or who had been enrolled in previous years.
- spends a considerable amount of resources and contact minutes with these individuals who were never officially part of the program.
- activity speaks to the program's commitment to youth in the City of Riverside; it must be viewed in the context of the overall effort at gang suppression in the City.

Center for Criminal Justice Research
CSUSB

BRIDGE Recommendations

Some suggestions for improving the program:

- **Equitable Service Distribution:** Create a plan to better distribute services (contact time) among participants
- **Program Components:** develop measures to ascertain *what* is working
- **Accurate Data:** Develop measures to accurately track contact time and breadth of services
- **Enroll More Youth**

Center for Criminal Justice Research
CSUSB

c. Police Action Counseling Team (PACT)

PACT services domestic violence cases where children are present and witness the incident.

Staff accompany deputies to "first contacts" and do follow-up with these families.



Center for Criminal Justice Research
CSUSB

Program Activity: Palm Desert Region

- During the 266 visitations (over 25 months), 658 children were served, and 266 parents/guardians were present; 92 received follow-up visitations.
- Children contacted by PACT clinicians exhibit fewer traumatic symptoms at the follow-up stage.
 - Mental status changed between first PACT contact and follow-up: there was less anxiety, sadness, anger, and feelings of helplessness and guilt.

Center for Criminal Justice Research
CSUSB

Some Findings

- The majority of children, parents, and guardians contacted viewed the program positively.
 - 69% of children and guardians contacted viewed the program positively.
- PACT training of Sheriff's deputies significantly improved responding officers' attitudes about the problems of children in these situations.

Center for Criminal Justice Research
CSUSB

d. Youth Accountability Boards (YAB)

Reaching new goals . . .



All YAB referrals come from Probation after an arrest report is submitted

Center for Criminal Justice Research
CSUSB

Youth Served by YAB

- ❑ 219 youth were referred to YAB during FY 2003-2004. CSUSB researchers have data on 66 such youth at this time—those who completed assessment forms
- ❑ 17 youth of the 66 were found to have successfully completed the program
 - 3 were referred inappropriately
 - 24 signed contracts
 - Remainder in progress or unsuccessful.
- ❑ Not possible to do 180 day follow-up at this time.

Center for Criminal Justice Research
CSUSB

SUMMARY

JCPA funded programs are reaching a large number of at-risk youth across Riverside County.

- These programs have the collective potential to influence many youth on the edge of becoming serious delinquent offenders.
- They fill a need in many communities in this vast region, and, as such, they should continue to be funded.
- Also, there are possibilities for breakthroughs in several areas for learning how to better manage these troubled youth, many of whom simply need some attention.

Center for Criminal Justice Research
CSUSB

POTENTIAL BREAKTHROUGHS

1. Learning how to better serve youth & families
2. Better linking of available resources to communities in need through geography-based analysis at the various sites.
3. The potential for improving the safety of the public in affected communities, and, in doing so, to improve the quality of life in the County.
4. Finally, we see Riverside County taking a major step forward in reaching troubled children who simply require our attention.

Center for Criminal Justice Research
CSUSB

Center for Criminal Justice Research

Department of Criminal Justice,
California State University, San Bernardino
5500 University Parkway,
San Bernardino, CA 92407-2397
Phone: 909.880.5548 Fax: 880.7025

WEB: ccjr.csusb.edu/CCJR/index.htm



Center for Criminal Justice Research
CSUSB